



# Edmonton County School

## *Educating our Community for Success*

### Edmonton County School Enrolment App User Guide

Edmonton County School would like to welcome you to our NEW mobile app with the goal of providing better communication between ECS and parents of our students.

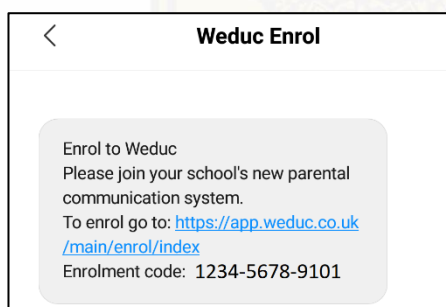
Below shows instruction on how to enrol the ECS app via text message and email.

#### Prerequisites

- Mobile device/computer
- Internet access

#### Enrol via text message

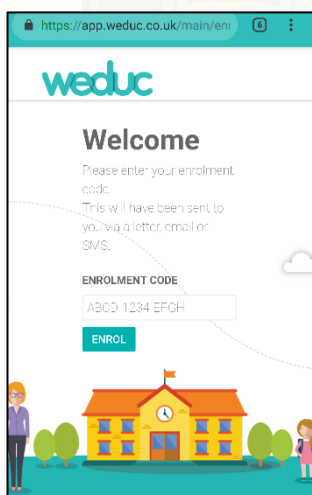
Step 1: ECS will send an enrolment text message to your mobile number



Step 2: Make a note of the Enrolment code

Step 3: Click Enrolment URL Link  
(<https://app.weduc.co.uk/main/enrol/index>)

Step 4: Enter Enrolment code as shown on text (include dashes) and click 'Enrol'





# Edmonton County School

## *Educating our Community for Success*

Step 5:

Click 'NO I AM A NEW USER'

*(if you're an Weduc user, click 'YES I ALREADY AN ACCOUNT', follow the instruction and the details of your child at ECS will be merged into your account)*

weduc

### Welcome

Do you already have a Weduc Account?

[YES, I ALREADY HAVE](#)

[NO, I AM A NEW USER.](#)

Step 6:

Confirm 'Your Contact Information' is correct (if not, please click fields and update) and click 'CONFIRM'

weduc

### Hi

[Not you?](#)

### YOUR CONTACT INFORMATION

EMAIL ADDRESS

MOBILE PHONE NUMBER

[CONFIRM](#)

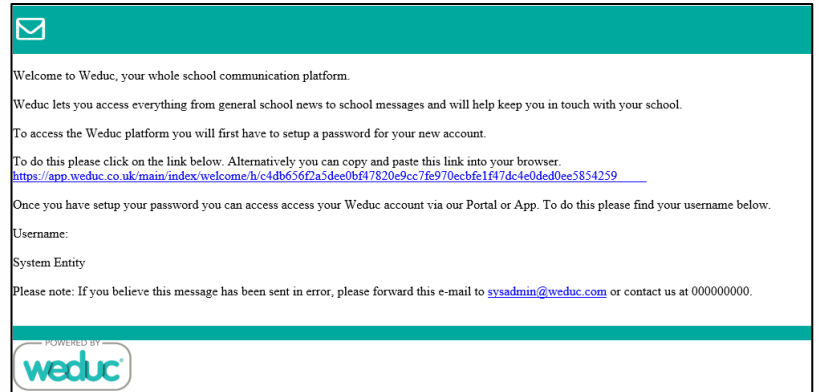
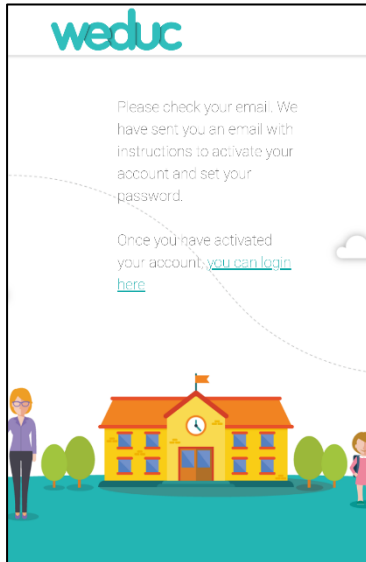


# Edmonton County School

## *Educating our Community for Success*

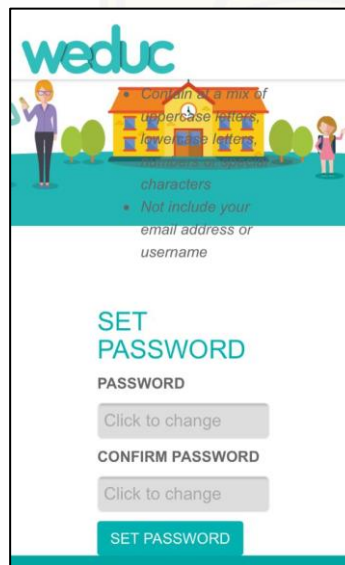
Step 7:

An activation email will be sent to you and click the link



Step 8:

Create password, confirm password and click 'Set Password'  
*(password must adhere to password criteria)*



You have successfully created an Edmonton County School Weduc account

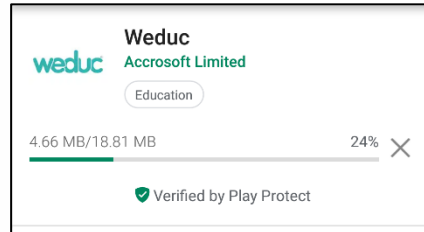




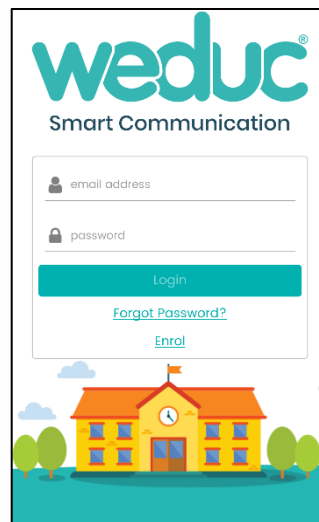
# Edmonton County School

*Educating our Community for Success*

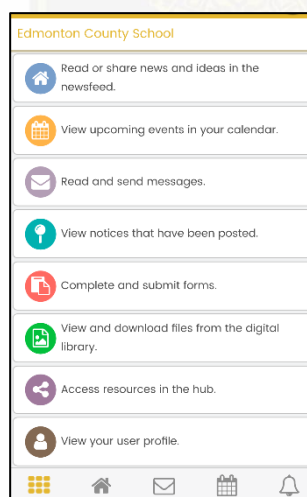
Step 9: Download Weduc app from app store



Step 10: Enter Credentials within app



Step 11: Once successful, you will see screenshot below



Please watch video on how to use the app

<https://embed.vidyard.com/share/xvWKLHKW9GEvpg1y97zxvE>

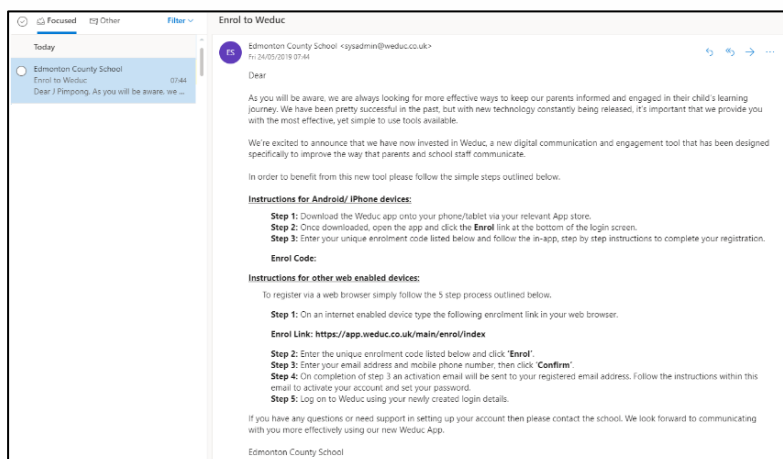


# Edmonton County School

## *Educating our Community for Success*

### Enrol via email

Step 1: ECS will send you an enrolment email



Step 2: Make a note of the 'Enrol code'

Step 3: Click Enrolment URL Link  
(<https://app.weduc.co.uk/main/enrol/index>)

Step 4: Enter Enrolment code as shown on text (include dashes) and click 'Enrol'

Step 5: Click 'NO I AM A NEW USER'  
(if you're an Weduc user, click 'YES I ALREADY AN ACCOUNT', follow the instruction and the details of your child at ECS will be merged into your account)



# Edmonton County School

*Educating our Community for Success*

Step 6:

Confirm 'Your Contact Information' is correct (if not, please click fields and update) and click 'CONFIRM'

weduc

Hi [Not you?](#)

**YOUR CONTACT INFORMATION**

EMAIL ADDRESS

Email Address

MOBILE PHONE NUMBER

Mobile number

CONFIRM

Step 7:

An activation email will be sent to you, click link or copy and paste link into browser  
(email will come from System Entity, please check spam email)

weduc

Please check your email. We have sent you an email with instructions to activate your account and set your password.

Once you have activated your account, [you can login here](#)

Focused Other Filter

Today

System Entity  
Welcome to System Entity 08:48  
Welcome to Weduc, your whole school co...

Welcome to System Entity  
System Entity <sysadmin@weducco.uk>  
Thu 23/05/2019 08:48

Welcome to Weduc, your whole school communication platform.

Weduc lets you access everything from general school news to school messages and will help keep you in touch with your school.

To access the Weduc platform you will first have to setup a password for your new account.

To do this please click on the link below. Alternatively you can copy and paste this link into your browser.  
<https://app.weduc.co.uk/main/index/welcome/h/DeDe8c448:c3cd7867d02eeb403f76ed707432ab445e77b7f388706b58741db>

Once you have setup your password you can access access your Weduc account via our Portal or App. To do this please find your username below.

Username: **Your email address will be here**

System Entity

Please note: If you believe this message has been sent in error, please forward this e-mail to sysadmin@weducco.com or contact us at 000000000.

POWERED BY weduc



# Edmonton County School

*Educating our Community for Success*

Step 8:

Create password, confirm password and click 'Set Password'  
(password must adhere to password criteria)

weduc

## Welcome

Please set your password

Your password must:

- Be between 6 and 32 characters in length
- Contain a mix of uppercase letters, lowercase letters, numbers or special characters
- Not include your email address or username

**SET PASSWORD**

**PASSWORD**  
Click to change

**CONFIRM PASSWORD**  
Click to change

**SET PASSWORD**

Step 9:

You are successful in creating an Edmonton County School Weduc account, click 'Login' and enter your credential.  
(You all also get a confirmation email from System Entity confirming your password has been updated)

weduc

Your password has been reset successfully

**LOGIN**

weduc

Please log in to Weduc below.

Login or E-mail

Password

[Forgot your password?](#)

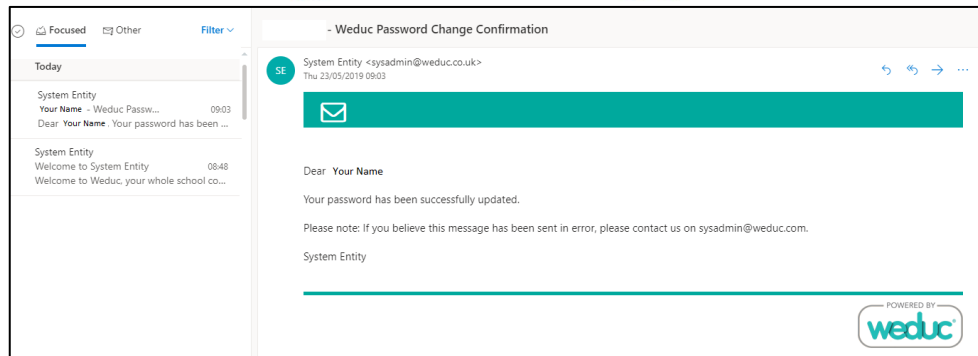
[Email](#)

**LOGIN**

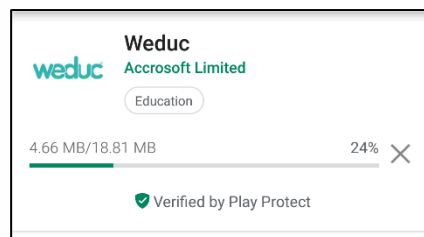


# Edmonton County School

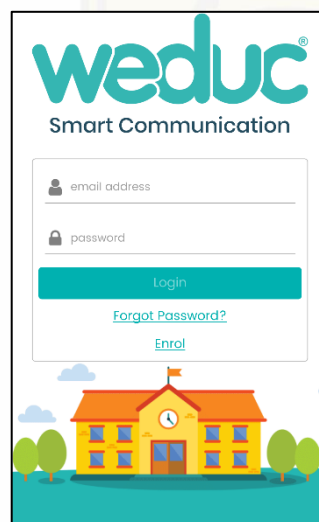
*Educating our Community for Success*



Step 10: Download Weduc app from app store



Step 11: Enter Credentials within app



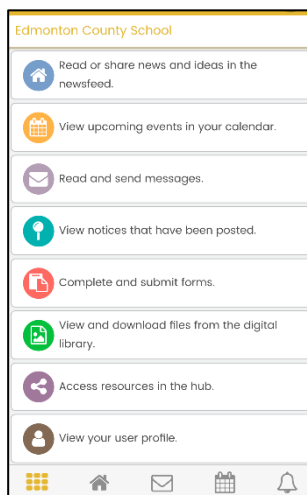




# Edmonton County School

*Educating our Community for Success*

Step 12: Once successful, you will see screenshot below



Please watch video on how to use the app  
<https://embed.vidyard.com/share/xvWKLHKW9GEvpg1y97zxvE>

